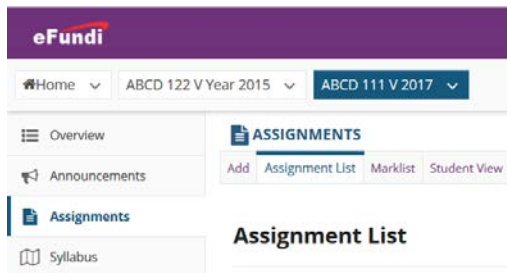


eFundi Tutorial: Overview



Each module/course site on eFundi will have an Overview tool in the menu on the left. This is the first page that students will see when accessing your site.

You can add custom messages to your Overview section to welcome your students or to keep them informed of events, their progress, etc.



Tip: This is your first contact point with your students. Consider embedding a video of yourself where you tell them a little more about yourself and what they will be learning in your module. This will make it easier for them to get to know you and understand how the module fits into their course programme.

Index

This tutorial will address the following topics:

[The Rich Text Editor](#)

[Adding a welcome message](#)

[Need help?](#)

The Rich Text Editor

[Back to index](#)

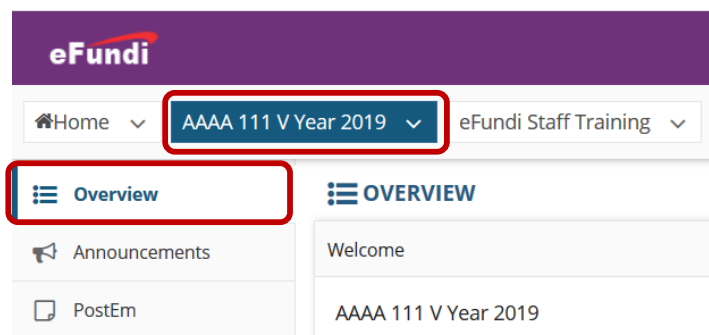
Most tools in eFundi make use of the Rich Text Editor. This Editor allows you to add different types of content. Please be sure to complete the Rich Text Editor training on the eFundi Staff Training to ensure that you are able to make use of all the different features available to you.

[Click here to access the training.](#)

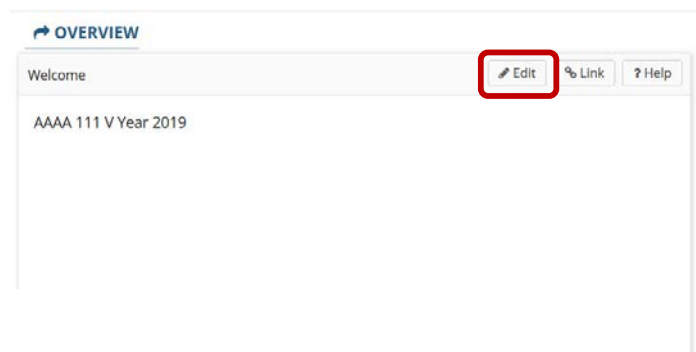
Adding a welcome message

[Back to index](#)

Login to eFundi and navigate to your module site. You should automatically see your **Overview** page.



Click the **Edit** button at the right of the Overview window.

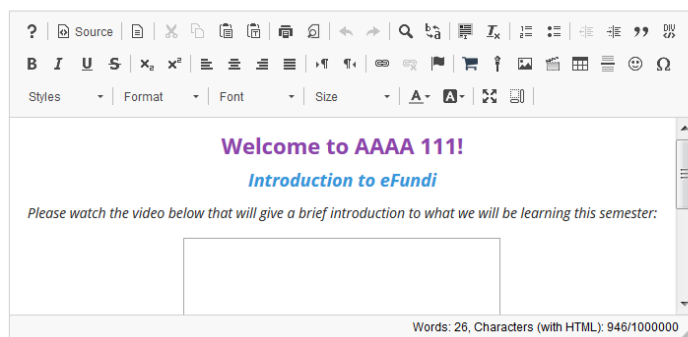


Customise Site Info Display

* Title

Frame Height

Description



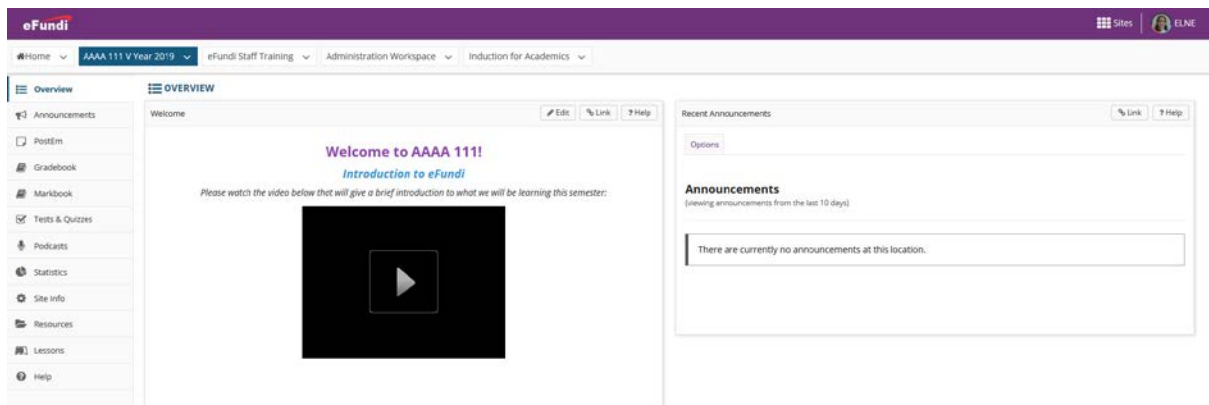
Site Info URL

If specified, this URL will be shown instead of the Site description.

The Rich Text Editor will appear. In the space provided, type or embed your welcome message for your students.

Once you completed the message, click the **Update Options** button at the bottom.

Below is an example of what a page can look like:



Need help?

[Back to index](#)

You can make use of the Sakai based Help resources available on all eFundi sites, or contact your site of delivery eFundi Support Desk.

OR: Please attend eFundi training or stop by during office hours for additional help.

eFundi Support Desk:

MC	PC	VC
018 389 2312	018 285 2295	016 910 3035/8
Log a Ticket: https://support.nwu.ac.za/	Email us: efundi-nwu@nwu.ac.za	