

eFundi Tutorial

Polls



The Polls tool allows instructors to post single question multiple choice survey questions on their site. Polls can be structured to elicit single or multiple responses to a question.

Results of a poll can be made available to students immediately, after voting, after the closing date, or never. Instructors can post any number of polls. If desired, the instructor may also change the tool permissions to allow students to post poll questions.

Participants may only vote once per poll.

Responses to poll questions are anonymous.

Index

[Access the Polls tool](#)

[Add a new poll](#)

[How do I view the poll?](#)

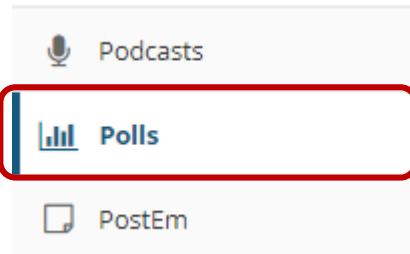
[How do I modify Polls tool permissions?](#)

[How to find Help](#)

How do I access the polls tool?

[Back to index](#)

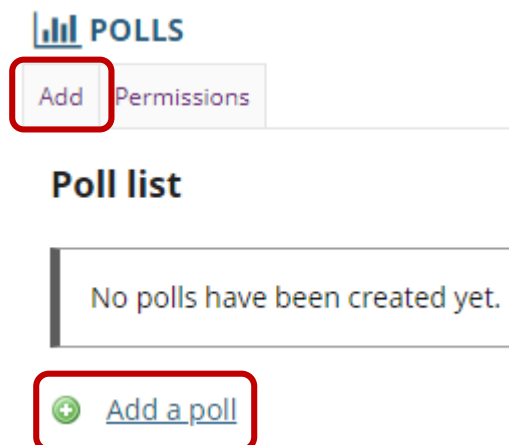
To access this tool, access the Tool menu from your site



How do I add a new Poll?

[Back to index](#)

1. In your site, select the **Polls** tool from the Tool menu.
2. Click **Add** or **Add a Poll**



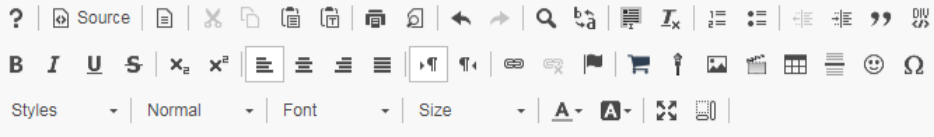
3. Compose your poll question. (How much time do you spend on social media?)

POLLS

Add a poll

* Question

h time do you spend on social media?



I am considering using social media for this course and would like to get an idea of how often you visit social media websites.

body p Words: 24, Characters (with HTML): 135/1000000


4. Specify the poll **settings**

* Opening Date

09/11/2018 15:25 

Availability of poll

* Closing Date

16/11/2018 15:25 

Limits

* What is the minimum number of Answer Options that can be selected?

1 

Minimum answers

* What is the maximum number of Answer Options that can be selected?

1 

Maximum answers

Results are visible:

- always
- to participants who have voted, or after closing date
- after closing date
- never

Student access to and displaying of

Save and add options

Cancel

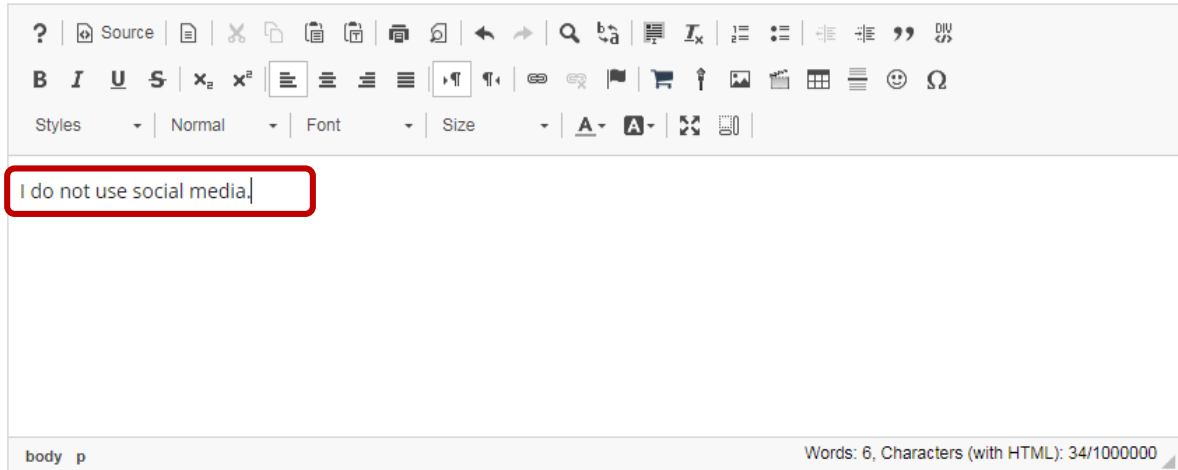
Save and Options to begin adding possible answers (options)

5. Add the first response, then click **Save and Add options** to add more possible responses. Repeat this step until you have all the options that you need. When you are done, click **Save**.

POLLS

Add an Option

Question: How much time do you spend on social media?



A rich text editor interface with a toolbar containing various icons for text formatting, alignment, and insertion. Below the toolbar is a text input field containing the text "I do not use social media." The text is enclosed in a red rectangular box. At the bottom right of the editor, a status bar displays "Words: 6, Characters (with HTML): 34/1000000".

Save **Save and add options** **Cancel**

6. Click the **Edit** link to review your options or **add** more **options**, should you wish to do so. If you are done, click **Save**.

Options

Option	actions
I do not use social media sites.	Edit Delete
Less than one hour a week.	Edit Delete
2-5 hours per week.	Edit Delete

Limits

* What is the minimum number of Answer Options that can be selected?

* What is the maximum number of Answer Options that can be selected?

Results are visible:

- always
- to participants who have voted, or after closing date
- after closing date
- never

Save **Cancel**

How do I view a Poll?

[Back to index](#)

1. Click on the listed poll. You may also remove a poll by clicking on the tick box next to the poll, then click **Remove Selected Polls**

Click on the poll to view.

Question	Opening	Closing	Results	
How much time do you spend on social media?	09-Nov-2018 15:25	16-Nov-2018 15:25	Results	<input type="checkbox"/>

Remove selected polls Reset selected polls

2. The results of the poll are listed here.

Results

How much time do you spend on social media?

Option	Votes	%
I do not use social media sites.	0	0%
Less than one hour a week.	0	0%
2-5 hours per week.	0	0%
Total	0	

Back

How do I modify Polls tool permissions?

[Back to index](#)

Instructors can modify the Polls tool permissions to allow students or other site participants to post and manage poll questions.

1. In your site, select the **Polls** tool from the Tool menu.
2. Click **permissions**

Permissions

Question	Opening	Closing	Results	
How much time do you spend on social media? Edit	09-Nov-2018 15:25	16-Nov-2018 15:25	Results	<input type="checkbox"/>

Remove selected polls Reset selected polls

3. Change the settings of the polls

Permissions

Set poll permissions for JTST 1 V Year 2015

Undo changes

Permission	Dosent	Instructor	Student	Teaching Assistant
Vote on a poll	<input checked="" type="checkbox"/>	<input checked="" type="checkbox"/>	<input checked="" type="checkbox"/>	<input checked="" type="checkbox"/>
Add a new poll	<input checked="" type="checkbox"/>	<input checked="" type="checkbox"/>	<input type="checkbox"/>	<input type="checkbox"/>
Delete your own poll	<input checked="" type="checkbox"/>	<input checked="" type="checkbox"/>	<input type="checkbox"/>	<input type="checkbox"/>
Delete any poll	<input checked="" type="checkbox"/>	<input checked="" type="checkbox"/>	<input type="checkbox"/>	<input type="checkbox"/>
Edit any poll	<input checked="" type="checkbox"/>	<input checked="" type="checkbox"/>	<input type="checkbox"/>	<input type="checkbox"/>
Edit own poll	<input checked="" type="checkbox"/>	<input checked="" type="checkbox"/>	<input type="checkbox"/>	<input type="checkbox"/>

Save

Cancel

Need help?

[Back to index](#)

You can make use of the Sakai based Help resources available on all eFundi sites, or contact your site of delivery eFundi Support Desk.

OR: Please attend eFundi training or stop by during office hours for additional help.

eFundi Support Desk:

Mafikeng

E-mail: efundi-nwu@nwu.ac.za

Tel.: 018 389 2312

Office: ADC Building, Block D,
Office G80

Potchefstroom

E-mail: efundi-nwu@nwu.ac.za

Tel.: 018 285 2295

Office: Building E8, Room 107A

Vaal Triangle

E-mail: efundi-nwu@nwu.ac.za

Tel.: 016 910 3035/8

Office: Building 13, room SL313

